

## Features

- Single-Turn / Cermet / Industrial / Sealed
- Miniature package
- Rotor designed for automatic machine adjust interface
- Withstands harsh environments and immersion cleaning processes
- Tape and reel packaging available

- RoHS compliant\* version available
- For trimmer applications/processing guidelines, [click here](#)

## 3362 - 1/4 " Square Trimpot® Trimming Potentiometer

### Electrical Characteristics

Standard Resistance Range	..... 10 ohms to 2 megohms
	(see standard resistance table)
Resistance Tolerance	..... ±10 % std.
Absolute Minimum Resistance	..... 1 % or 2 ohms
	(whichever is greater)
Contact Resistance Variation	..... 1 % or 3 ohms max.
	(whichever is greater)
Adjustability	
Voltage Divider	..... ±0.05 %
Rheostat	..... ±0.15 %
Resolution	..... Infinite
Insulation Resistance	..... 500 vdc.
	1,000 megohms min.
Dielectric Strength	
Sea Level	..... 900 vac
80,000 Feet	..... 350 vac
Adjustment Angle	..... 240 ° nom.

### Environmental Characteristics

Power Rating (300 volts max.)	
70 °C	..... 0.50 watt
125 °C	..... 0 watt
Temperature Range	... -55 °C to +125 °C
Temperature Coefficient	... ±100 ppm/°C
Seal Test	..... 85 °C Fluorinert†
Humidity	..... MIL-STD-202 Method 103
	96 hours
	(2 % ΔTR; 10 Megohms IR)
Vibration	..... 30 G (1 % ΔTR; 1 % ΔVR)
Shock	..... 100 G (1 % ΔTR; 1 % ΔVR)
Load Life	..... 1,000 hours 0.5 watt @ 70 °C
	(3 % ΔTR; 3 % or 3 ohms,
	whichever is greater, CRV)
Rotational Life	..... 200 cycles
	(4 % ΔTR; 3 % or 3 ohms,
	whichever is greater, CRV)

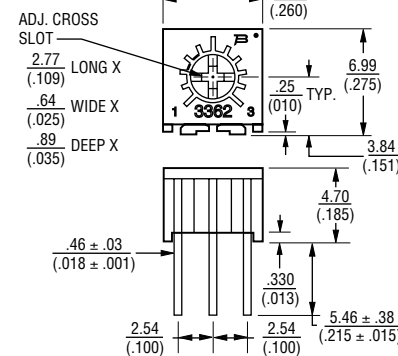
### Physical Characteristics

Mechanical Angle	..... 270 ° nom.
Torque	..... 3.0 oz-in. max.
Stop Strength	..... 7.0 oz-in. min.
Terminals	..... Solderable pins
Weight	..... 0.02 oz.
Marking	..... Resistance code,
	terminal numbers, manufacturer's
	model number, style
	and date code
Wiper	..... 50 % (Actual TR) ±10 %
Flammability	..... U.L. 94V-0
Standard Packaging	..... 50 pcs. per tube
Adjustment Tool	..... H-90

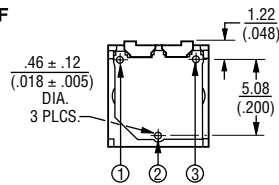
### Product Dimensions

#### Common Dimensions

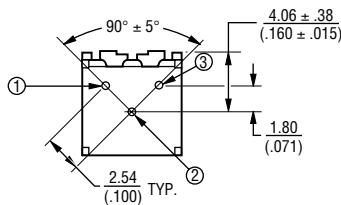
##### Top Adjust



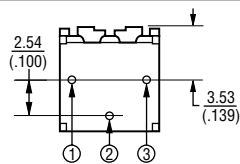
##### 3362F



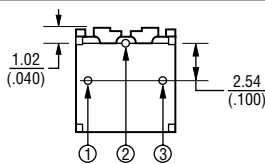
##### 3362H



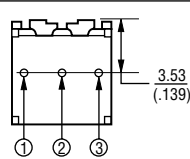
##### 3362P



##### 3362R

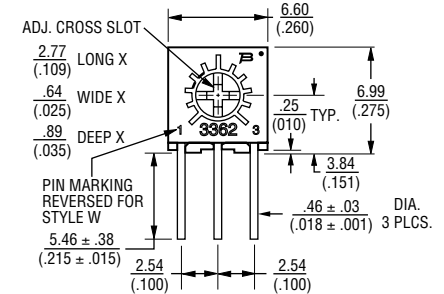


##### 3362U

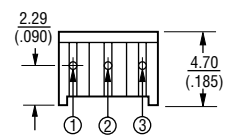


#### Common Dimensions

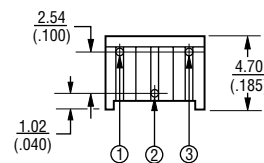
##### Side Adjust



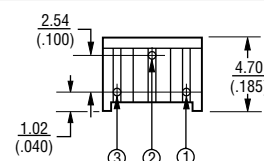
##### 3362M



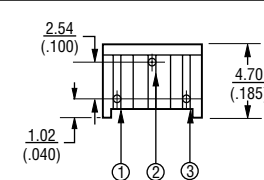
##### 3362S



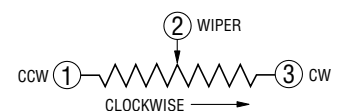
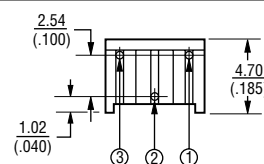
##### 3362W



##### 3362X



##### 3362Z



DIMENSIONS:  $\frac{\text{MM}}{\text{(INCHES)}}$

TOLERANCES: ±  $\frac{0.25}{(.010)}$  EXCEPT WHERE NOTED

\*RoHS Directive 2002/95/EC Jan. 27, 2003 including annex and RoHS Recast 2011/65/EU June 8, 2011.

†"Fluorinert" is a registered trademark of 3M Co. Specifications are subject to change without notice.

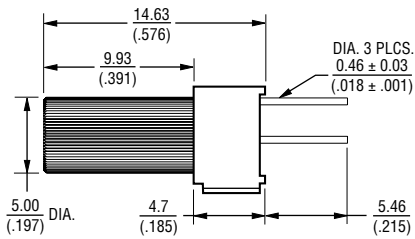
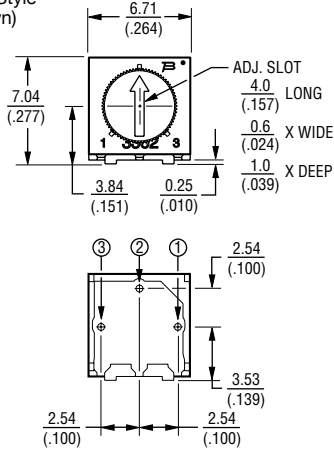
The device characteristics and parameters in this data sheet can and do vary in different applications and actual device performance may vary over time. Users should verify actual device performance in their specific applications.

# 3362 - 1/4 " Square Trimpot® Trimming Potentiometer **BOURNS®**

## Product Dimensions

Top adjust models 3362F, H, P, R and U are available with a knob for finger adjustment. Add suffix letter "T" to order code.

("P" Style shown)

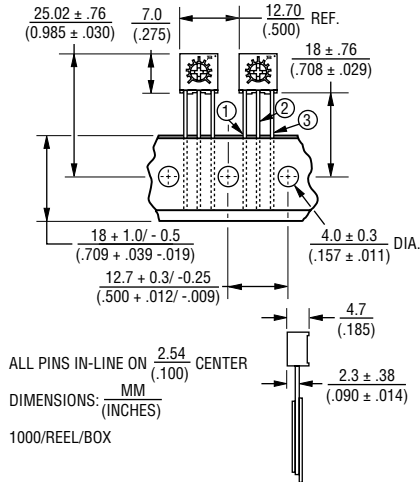


DIMENSIONS:  $\frac{\text{MM}}{\text{(INCHES)}}$

TOLERANCES:  $\pm \frac{0.25}{(.010)}$  EXCEPT WHERE NOTED

## Packaging Specifications

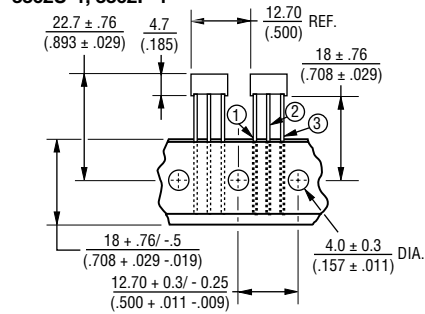
### SIDE ADJUST 3362M-1



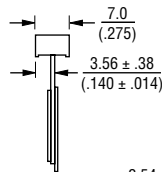
ALL PINS IN-LINE ON  $\frac{2.54}{(.100)}$  CENTER  
DIMENSIONS:  $\frac{\text{MM}}{\text{(INCHES)}}$

1000/REEL/BOX

### TOP ADJUST 3362U-1, 3362P-1



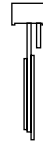
#### SIDE VIEW 3362U-1



ALL PINS IN-LINE ON  $\frac{2.54}{(.100)}$  CENTER  
DIMENSIONS:  $\frac{\text{MM}}{\text{(INCHES)}}$

Meets EIA Specification 468.

#### SIDE VIEW 3362P-1



750/REEL  
1000/BOX

## How To Order

**3362 P - 1 - 502 T LF**

Model \_\_\_\_\_  
Style \_\_\_\_\_  
Standard or Modified \_\_\_\_\_  
Product Indicator \_\_\_\_\_  
-1 = Standard Product  
Resistance Code \_\_\_\_\_  
Optional Suffix Letter \_\_\_\_\_  
T = Knob\*  
Packaging Designator \_\_\_\_\_  
Blank = Tube (Standard)  
R = Tape and Reel  
(M, U and P Pin Styles Only)  
A = Ammo Pack  
(M, U and P Pin Styles Only)  
Tape and reel material meets Antistatic ANSI/ESD 5541-2003 packaging standards.

Terminations \_\_\_\_\_  
LF = 100 % Tin-plated (RoHS compliant)  
Blank = 90 % Tin / 10 % Lead-plated (Standard)

\*Knob option is available only in standard Tube packaging for terminal styles F, H, P, R and U.

Consult factory for other available options.

## Standard Resistance Table

Resistance (Ohms)	Resistance Code
10	100
20	200
50	500
<b>100</b>	<b>101</b>
<b>200</b>	<b>201</b>
<b>500</b>	<b>501</b>
<b>1,000</b>	<b>102</b>
<b>2,000</b>	<b>202</b>
<b>5,000</b>	<b>502</b>
<b>10,000</b>	<b>103</b>
<b>20,000</b>	<b>203</b>
<b>25,000</b>	<b>253</b>
<b>50,000</b>	<b>503</b>
<b>100,000</b>	<b>104</b>
200,000	204
250,000	254
500,000	504
1,000,000	105
2,000,000	205

Popular distribution resistance values listed in boldface. Special resistances available.

REV. 09/16

"Trimpot" is a registered trademark of Bourns, Inc. Specifications are subject to change without notice. The device characteristics and parameters in this data sheet can and do vary in different applications and actual device performance may vary over time. Users should verify actual device performance in their specific applications.

The device characteristics and parameters in this data sheet can and do vary in different applications and actual device performance may vary over time. Users should verify actual device performance in their specific applications.